

# Lettuce

## [LC45-750 - All Year Round Lettuce](#)

65 days. *Lactuca sativa*. Open Pollinated. The plant produces good yields of medium green butterhead lettuce. It is crisp and flavorful. This variety can be sown in most locations from March through August for a nearly year-round harvest. Slow to bolt. Does well in hot and cold weather! The very reliable plant does well even in dry weather. Cold Tolerant. Heat Tolerant. Drought Tolerant. Suitable for greenhouse production. An excellent choice for home gardens, greenhouses, market growers, and open field production. A pre-1870s heirloom variety. United States Department of Agriculture, PI 536694.



## [LC26-750 - Black Seeded Simpson Lettuce Seeds](#)

45 days. *Lactuca sativa*. Open Pollinated. Black Seeded Simpson Lettuce. This early maturing plant produces excellent yields of leaf-type lettuce. Very flavorful and of superb quality. This is one of the most popular leaf lettuce varieties on the market. Its frilled crumpled leaves are crisp, tender, and very flavorful. The crisp leaves are perfect for salads and garnishes. Can grow as baby lettuce in 28 days. It grows best in cool weather. It withstands heat, drought, and light frost. Slow to bolt. Cold Tolerant. Heat Tolerant. Drought Tolerant. Excellent choice for home gardens. An heirloom variety dating back to 1850. United States Department of Agriculture, PI 536700. Disease Resistant: DM, LD, TB.




## [LC11-750 - Cimmaron Lettuce Seeds](#)

65 days. *Lactuca sativa*. Open Pollinated. Cimmaron Lettuce. The plant produces excellent yields of beautiful red romaine lettuce. Leaves are loosely folded on heads. Perfect for salads and garnishes. One of the slowest to bolt lettuce on the market. Good for spring, summer, and fall planting as it's cold hardy and also tolerates heat. Cold Tolerant. Heat Tolerant. An 18th-century heirloom variety. An excellent choice for home gardens.




## [LC53-750 - Great Lakes Mesa 659 Lettuce Seeds](#)

83 days. *Lactuca sativa*. Open Pollinated. Great Lakes Mesa 659 Lettuce. The plant produces high yields of large crisphead lettuce. It is stronger, larger, and more uniform than other Great Lakes varieties. One of the most widely planted of all the Great Lake types by commercial growers. This is the type you find in your grocery stores. Very flavorful. The crisp leaves are perfect for sandwiches, salads, and garnishes. Perfect for fall planting as it is resistant to cold damage. Does well in the South and Southwest regions. Resistant to sunburn. Very slow to bolt! Heat Tolerant. Excellent choice for home gardens, market growers, and open field production. United States Department of Agriculture, PI 536733. Disease Resistant: TB, TMV.




## [LC37-750 - Hanson Improved Lettuce Seeds](#)

80 days. *Lactuca sativa*. Open Pollinated. Hanson Improved Lettuce. The plant produces good yields of very large crisphead lettuce. Very crisp, sweet, and flavorful. The crisp leaves are perfect for sandwiches, salads, and garnishes. This high quality thrives in cooler weather. Also known as Gardener's Favorite Lettuce or King of the Market Lettuce. Excellent choice for home gardens and market growers. A pre-1855 heirloom variety. United States Department of Agriculture, PI 536738.



## [LC18-750 - Merveille des Quatre Saisons Lettuce](#)

48 days. *Lactuca sativa*. Open Pollinated. This early-maturing plant produces good yields of flavorful red-tinted butterhead lettuce. The outside leaves are magenta and the interior leaves are apple-green. It is self-blanching. This variety of lettuce forms heads quickly! Very flavorful. Great for salads and garnishes. It can be grown nearly year-round as it keeps firm even under hot weather. It has the ability to withstand summer heat and produce in cool spring and fall-autumn weather. Bolt Tolerant. Also known as Marvel of Four Seasons Lettuce. An excellent choice for home gardens and specialty market growers. An 1885 heirloom variety from France.



### [LC12-750 - Rouge d'Hiver Lettuce Seeds](#)

60 days. *Lactuca sativa*. Open Pollinated. Rouge d'Hiver Lettuce. The plant produces excellent yields of crisphead lettuce. The beautiful reddish bronze color leaves are perfect for salads, gourmet dishes, and garnishes. Can be harvested in 28 days as baby lettuce. Cold Tolerant. Also known as Red Winter Lettuce. Excellent choice for home gardens and specialty market growers. An 1840s heirloom variety from France. United States Department of Agriculture, PI 577121. Disease Resistant: LD, TB.



### [LC40-750 - Salinas Lettuce](#)

75 days. *Lactuca sativa*. Open Pollinated. The plant produces high yields of crisphead lettuce. A good standard shipper variety for commercial growers. Heat Tolerant. Cold Tolerant. Resistant to bolting. Salinas is known as the Lettuce Capital of the World! An excellent choice for home gardens, market growers, and open field production. Disease Resistant: LMV, TB.



### [LC44-750 - Waldman's Green Lettuce](#)

50 days. *Lactuca sativa*. Open Pollinated. This early maturing plant produces excellent yields of light green frilled leaf lettuce. It tolerates cold weather well. Slow to bolt. Suitable for hydroponics gardening. Waldman's Green is highly productive lettuce that is the standard for commercial growing. Excellent choice for home gardens, greenhouses, market growers, and open field production. United States Department of Agriculture, PI 536769. Disease Resistant: TB.



### [LC52-750 - Winter Density Lettuce Seeds](#)

65 days. *Lactuca sativa*. Open Pollinated. Winter Density Lettuce. The plant produces heavy yields of dark green romaine lettuce. Leaves are tightly folded and have a sweet flavor. Also known as Craquerelle du Midi lettuce. Heads sit high on the stem for good airflow. Heat Tolerant. Frost tolerant. Slow to bolt. Grow year-round with winter protection in cold climates. An excellent choice for home gardens. A 19th-century heirloom from France. United States Department of Agriculture, PI 536774.

